

Booking International Flights on a Budget



Val Malashevich
IC Peer Advisor

Jake Koelzer
IC Program Manager and Advisor



IC GLOBAL WOLVERINES
UNIVERSITY OF MICHIGAN

Agenda

- **Tips for Finding Lower Cost Airfare**
- **Avoiding Mistakes**
- **Helpful Apps / Websites**
- **Passports / Visas**
- **Booking an International Flight Demo**
- **Q&A**

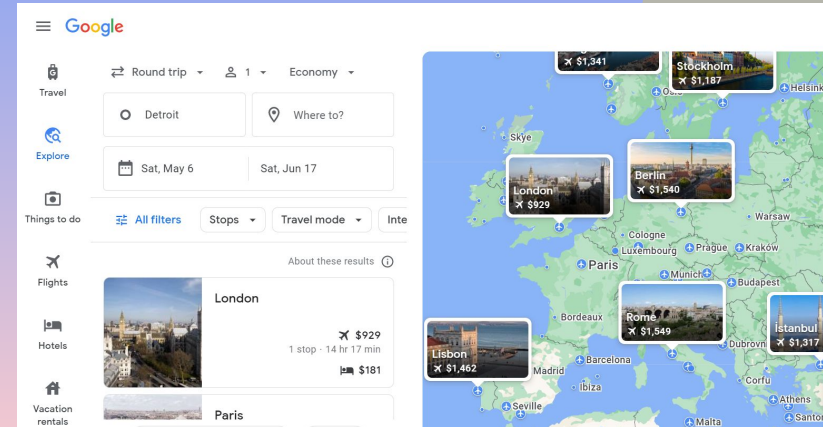
Tips for Finding Lower Cost Airfare

- Flight Prices based on ...
 - Inventory *and* advanced purchase
 - Day of week? Time of day?
 - Try to book at least 2 months in advance
- Day of Flight:
 - Flying on Tuesday, Wednesday or Saturday can be cheaper (Friday and Sunday are most expensive)
- Decide if price or flexibility is more important
 - Consider change and cancellation penalties
 - Have Google monitor prices for you
- Get creative with routing!
 - Open jaw: DTW to London, then Paris to DTW
 - Fly out of a different airport!
 - Instead of DTW: Chicago, Cleveland, Toronto, and sometimes even Windsor!



Tips for Finding Lower Cost Airfare

- Look for the cheapest flight to a country/region
 - Google Flights: Click on “Explore” tab
 - Kayak and Skyscanner: Search “Detroit to Anywhere/Everywhere”
- Look into frequent flyer programs (earn benefits or \$ on flight and non-flight purchases)
 - Check out some of the **best US frequent flyer programs** (free to join!)
- Look for student discounts (Student Universe)
- Get the most bang for your buck with **free stopovers!**
 - Iberia Airlines - Layover in Madrid
 - Turkish Airlines - Layover in Istanbul
- The **24 hour rule**: full refund if you cancel within 24 hours of booking
 - Flights booked last minute may not qualify
 - Book directly with the airline



24-Hour Risk-Free Cancellation

As part of our Customer Commitment for customers who book direct on delta.com or the Fly Delta app, Risk-Free Cancellation means that after you've purchased a qualifying eTicket, you have up to 24 hours after booking to cancel it for any reason and receive a full refund with no fees.

24-Hour Risk Free Cancellation Process

1. Find Your Trip or Log In, and go to My Trips
2. Select the trip you need to cancel
3. Select 'Cancel Flight' button and follow the steps
4. Receive a full refund, which will be automatically issued to your original form of payment

Found Cheap Airfare? Avoiding Mistakes

- Avoid mixed carrier tickets
- Be wary of booking through a third-party site
- Cheaper ≠ Better
- DIRECT ≠ NONSTOP
- Look closely at TOTAL travel times and itinerary
- Layovers
 - Make sure you have enough time to make connecting flights
 - At least 1.5 hours is recommended
 - The cheapest flights can have very long layovers
 - Look up layout of connecting airport
 - Factor in time for immigration/customs for certain airports





Avoiding Mistakes, continued...

- Research additional fees
 - Examples: baggage costs, seat selection, flight insurance, cost of checking in at the airport vs. online
- Only book your flight AFTER final program plans have been determined
- Bring a credit/debit card with you (preferably one with no foreign transaction fees)
- Avoid lost luggage catastrophe: pack an extra set of clothes in carry-on
 - Consider getting an AirTag for checked bags
- Check to see what food options will be on flight
- Make sure name and passport info are correct
- Read all of the fine print!



Helpful Websites, Apps, Newsletters

- [Google Flights](#), [Skyscanner](#), [Momondo](#), [Kayak](#), and [Orbitz](#)
 - Don't have student-specific discounts
- [StudentUniverse](#): discounts exclusively for students
- [Hopper](#): app that tells the best times to buy flights
- [Going \(formerly Scott's Cheap Flights\)](#): gives you email alerts when there are cheap international flights
 - [How to Find Cheap Flights in 2024](#)
- [Rome2Rio](#): discover alternative travel routes



Passports/Visas

- Make sure passport is valid at least six months after going abroad
- Assume you need a visa
 - [IC Visas Page](#): How to apply, application requirements, visas for international students, resources, FAQs
- When in doubt, contact the consulate or embassy
 - Calling is better, but limited hours. Email responses can take a while, so plan in advance.
- Some countries offer visa on arrival, so look up costs and currencies
- Make copies or take photos/email yourself:
 - Passport and visa
 - Passport picture
 - Flight information



How to book a Flight Demo!





Upcoming Events

- Staying **Safe & Healthy** While Abroad
 - Thursday, March 7 from 5:30 - 6:30 PM
- Essential Travel Logistics for Students
 - **Travel tips** by region!
- **Survival Language & Culture** with the Language Resource Center
- **Exploring Culture & Respectful Community Engagement**



Click here for more info about
[**Global Wolverines**](#)

Thank you!

Any Questions?

